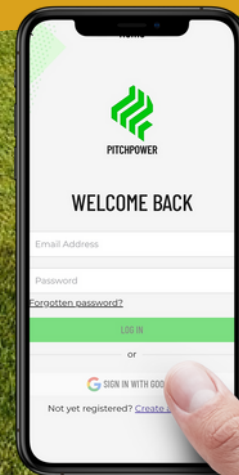




GRASS PITCH IMPROVEMENT GUIDE



GRASS PITCH REVOLUTION



Data from the grassroots football survey shows that the number one issue impacting the game according to players is the below standard quality of pitches. Currently 2 in 3 pitches nationwide are rated as 'poor'. This poor quality of pitch not only leads to a poor quality playing experience, but also forces 150,000 postponements each season.

The FA, the Football Foundation and the Grounds Management Association (GMA) are working together to revolutionise the state of pitches across England, ensuring that by 2030, grassroots football has 20,000 'good' quality pitches to enjoy. The Football Foundation's revolutionary web-app PitchPower will be the driving force behind the pitch improvement programme. By partnering with the GMA, clubs and organisations will now be able to access both detailed guidance along with Football Foundation funding to improve the nation's grassroots pitches.

GUIDANCE

PitchPower is the Football Foundation's free revolutionary web app for inspecting and improving grass pitches. Using your mobile phone or tablet, you can complete a pitch inspection at the touch of a button.

After undertaking an inspection, the GMA will send you back a detailed report guiding you on what you need to do to improve the pitch. This report also unlocks the Football Foundation's grass pitch improvement funding.

FUNDING

After receiving your PitchPower report, you can apply for financial support to help you carry out the recommended works suggested by the GMA in the report.

The Football Foundation have three funds to apply for to help you with the cost of improving your pitches.

- Grass Pitch Maintenance Fund
- Grass Pitch Machinery Fund
- Grass Pitch Drainage Fund

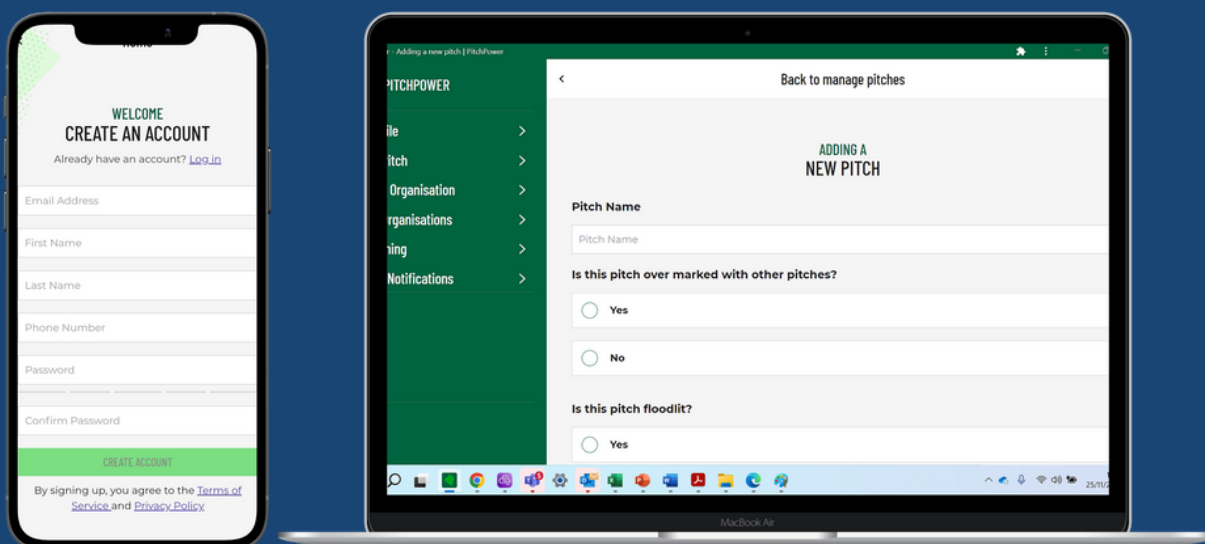


PITCHPOWER - ABCDEF ACTIONS

You'll need to begin PitchPower with the following pre assessment ABCDEF actions before you head out to undertake the inspection.

- A Account** – Create an account to log in to www.PitchPower.org.uk. Add yourself to your organisation (e.g. club or league etc). Add your grounds to your organisation. Add your pitches to your grounds. You may find it easier to add your pitches on a computer rather than phone.
- B Budget** – Collate details of the annual budget for both pitch maintenance and renovations for the site.
- C Cancellations** – Note details of how frequently you have to cancel games due to pitch issues and how many times this is due to waterlogging.
- D Drainage** – Note details of existing drainage at the site. If you have drainage, note what type it is and what year it was installed.
- E Equipment** – Note details of maintenance equipment used on the site, including the make and model plus the year of purchase and condition.
- F Fixtures** - Note down how many hours on average each pitch has match play on it per week, along with training hours and whether it has any recreational use

It is worth trying to collate the above information several days before you intend to carry out the inspection as you may need to consult the pitch owner, contractor, fixture secretary or treasurer for some of this information



GET 15% OFF A SOIL SAMPLER & MALLET
WITH CODE 'FF2021' AT [BMSPRODUCTS.COM](https://bmsproducts.com)




On the day of the inspection, you'll need the following:

- A soil sampler and mallet (a spade is fine as an alternative)
- A measuring tape
- A smart phone to access the PitchPower web app and take photos.

The app will ask you for the information you prepared beforehand related to budget, cancellations, drainage, equipment and fixtures. It will also require you to take some measurements and photos of the pitch both above and below the surface.

The app has hints and tips listed next to each item to guide you if you're not sure how to measure or take a photo of a particular part of the pitch. For parts such as the soil sample, this includes a YouTube video which shows you exactly how to take the soil sample out of the ground and how to measure each part.

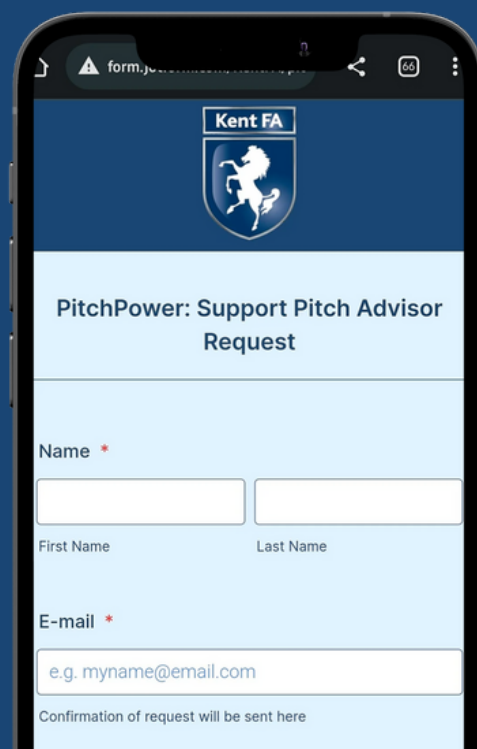


SUPPORT PITCH ADVISOR

Kent FA can provide a Support Pitch Advisor (SPA) for your very first PitchPower assessment if you need it who can walk you through the process. To request an appointment with an SPA, please visit

form.jotform.com/KentFA/pitchpower-support-pitch-advisor

Please note you will still need to do the pre assessment actions 'ABCDE and F' in advance of an SPA visiting.



The image shows a smartphone screen displaying a web form titled 'PitchPower: Support Pitch Advisor Request' under the Kent FA logo. The form includes fields for 'Name' (split into 'First Name' and 'Last Name'), 'E-mail' (with a placeholder 'e.g. myname@email.com'), and a note stating 'Confirmation of request will be sent here'.



PITCHPOWER REPORT

After submitting your assessment, the GMA will within a few weeks build a detailed report which will include, a programme of maintenance activity you should undertake in order to improve the standard of each pitch. You will also have a Pitch Quality Standard (PQS) for each pitch which will be either Poor, Basic, Good or Advanced.

Your report may suggest the purchase of maintenance equipment, or training courses. It will also tell you when your next PitchPower assessment needs to take place.

A person is seen from behind, sitting at a desk and using a laptop. The laptop screen displays the 'WELCOME TO THE FOOTBALL FOUNDATION APPLICATION PORTAL' website. The website features the Premier League logo and the text 'Premier League Stadium Fund'. The person's hands are on the laptop keyboard. A small potted plant is visible on the desk to the right of the laptop.

APPLYING FOR FUNDING

Now that you have completed the PitchPower process and received your report, you can apply for the Football Foundation's grass pitch improvement funds on the application portal apply.footballfoundation.org.uk.

Grass Pitch Maintenance Fund

This is a six year tapered fund with the grant reducing by a third every two years. The amount applicants are eligible for depends on their pitch composition and whether their Pitch Quality Standard identified for each pitch in the PitchPower report is 'poor', 'basic', 'good' or 'advanced'.

Grass Pitch Machinery & Equipment Fund

This is a small grant of up to £50,000, though you would need to contribute at least 25% of the total costs towards the project. To be successful for this it is essential that a PitchPower assessment has been completed on all the pitches on the site, with a recommendation in the PitchPower report that machinery is purchased.

Grass Pitch Drainage Fund

This is again another small grant of up to £25,000 though the total cost could be quite significantly higher than this. Installing drainage is considered a last resort and the Football Foundation would prefer to see at least two years of Grass Pitch Maintenance Funding going into the site first before drainage installation is considered.

A green tractor with a red roller attachment is shown on a grass pitch. The tractor is facing right, and the roller is positioned behind it. The background shows a grassy field with trees in the distance.

GRASS PITCH MAINTENANCE FUND

A PitchPower assessment **must** have taken place first as the PitchPower report has a four digit ID code which will be required during the application process.

Eligible lead applicants are

- Clubs & leagues for pitches not used in NLS 1-6 or Women's Tier 1-4.
- Charities
- Educational sites that have affiliated community football that takes place
- Town and parish councils

You will need to upload one of the following sets of documents:

- Copy of the freehold;
- Copy of a lease or licence with 10 years or more to run;
- Copy of a lease or licence with 12 months or more to run and a completed Landlord & Tenant Form;
- Pitch Maintenance Agreement Pro Forma (if no lease or licence is available)

Grass Pitch Maintenance Funding can only be used for the following

- To employ contractors to carry out works (e.g. decompaction)
- Purchasing materials (e.g. seed, fertiliser, or topsoil)
- Purchasing equipment (e.g. soil sampler)

Routine maintenance such as grass cutting and line marking are **not** eligible. This fund must be used in addition to existing pitch maintenance budget.

The PitchPower report will suggest a PQS for each pitch. Pitches that come back with a PQS of 'poor' or 'basic' will be entitled to an enhance grant to improve the quality of the pitches. Any pitches that come back with a PQS of 'good' or 'advanced' will be entitled to a sustain grant to keep the pitches at that level.

Pitch Size	Enhance Grant PQS Poor / Basic	Sustain Grant PQS Good / Advanced
11v11	£3,200	£960
9v9	£2,560	£640
Mini Soccer 7v7 or 5v5	£1,920	£384

Both types of grant are tapered across 6 years. The enhance grant has an applicant contribution expectation of 33% to the total project cost. You should plan towards this investment in year 1 and 2 when the contribution is 0% to ensure your pitch standard gets to a 'good' level and stays there during the later 4 years. The sustain grant carries no expectation of applicant contribution. For both grants, you will need to evidence that you have spent the previous year's grant correctly though from year 2 onwards by providing receipts or invoices.

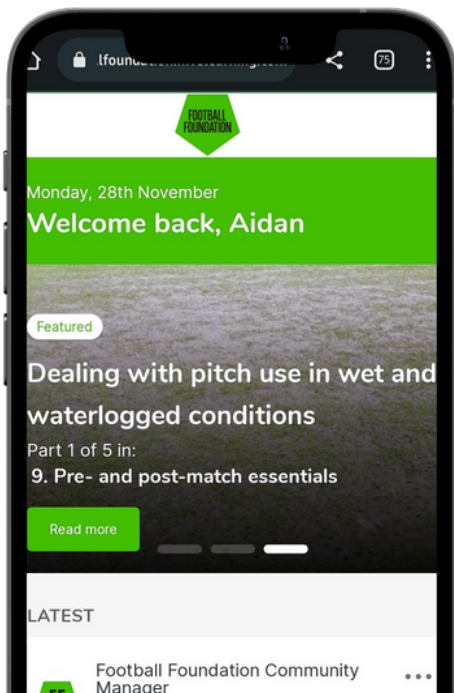




Here is an example of how the grant tapers over the six year period for one 11v11 pitch that was initially rated as 'basic' after it's initial PitchPower assessment and is therefore eligible for an 'enhance' grant. A sustain grant for a pitch originally rated as 'good' or above would be a lower grant but would require no applicant contribution.

Year	Football Foundation Grant	Applicant Contribution	Total Project Cost
1	£3,200	£0	£3,200
2	£3,200	£0	£3,200
3	£2,133	£1,067	£3,200
4	£2,133	£1,067	£3,200
5	£1,067	£2,133	£3,200
6	£1,067	£2,133	£3,200
Total	£12,800	£6,400	£19,200

HIVE GROUNDSKEEPERS COMMUNITY



Sign up to the Football Foundation's Hive Groundkeepers Community. It's free to use and connects you to others involved in maintaining grassroots football pitches.

There are lots of helpful tips from both other users and staff at the Football Foundation and the GMA. Join using the link below and search 'Kent FA Grass Pitch Improvement Hub' to find the Kent community.

footballfoundation.hivelearning.com

GET IN TOUCH

Contact us today for support with improving your grass pitches.

Aidan Ainsley
Facility & Investment Lead
Kent FA
Aidan.Ainsley@KentFA.com
01622 792140



@KentCFA



@Kent.FA



@KentFA



@TheKentFA





Kent FA

Invicta House, Cobdown Park, London Road, Ditton, Aylesford, Kent ME20 6DQ
Tel: [01622 791850](tel:01622791850) | Email: info@KentFA.com | Website: www.KentFA.com