



Whole Game System

Player Registration

Introduction to Player Registration

Whole Game (WGS) can be very simple and easy to use. The FA has designed a programme to aid Leagues and Clubs into becoming completely online and removed paper from their registration procedures.

WANT TO MAKE ADMIN EASIER?

Does your League use Online Player Registration?

No? Why Not?

The benefits...




REDUCES
pressures on
grassroots volunteers



EMBRACING NEW
technology,
modernising football




SECURE
data storage



MATCHDAY
In addition to using
FullTime, Clubs will have
access to MatchDay App




RECORDS
updated annually -
creating a lasting history
for each player



INTEGRATION
with Full-Time
website



FREE



GDPR
compliant



INCREASED
league grants for IT
Equipment



REDUCED
paperwork for league
and club volunteers



MORE EFFICIENT
way to manage club
discipline



SQUAD LISTS
For match days
produced online



Adding Players

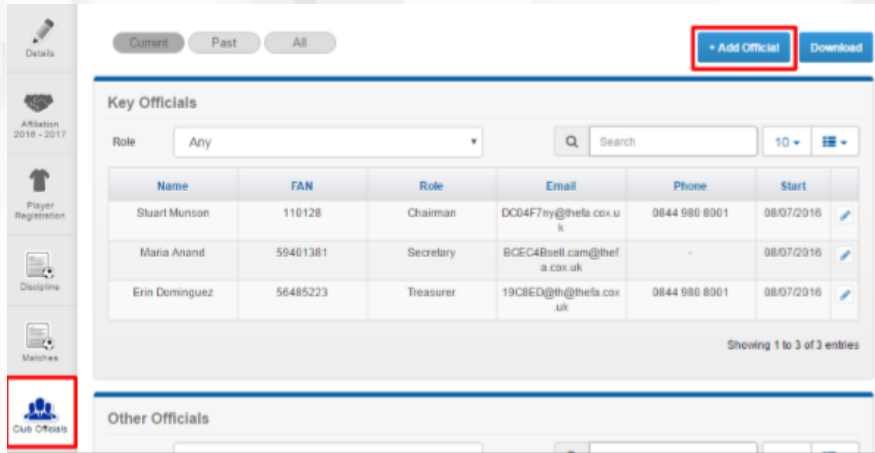
Player Registration

First Steps

- Log onto WGS
 - wholegame.thefa.com/Account/Login
 - The Club secretary will only be able to register players currently.
 - To add additional “Player Registration Officers” see next slide.
- Select the Club Role at the top of the screen
- Choose “Player Registration” down the left hand side.

Assigning Player Registration Officers

- In order to share the administrative load, larger clubs may wish to nominate other officers within their club to share the workload.

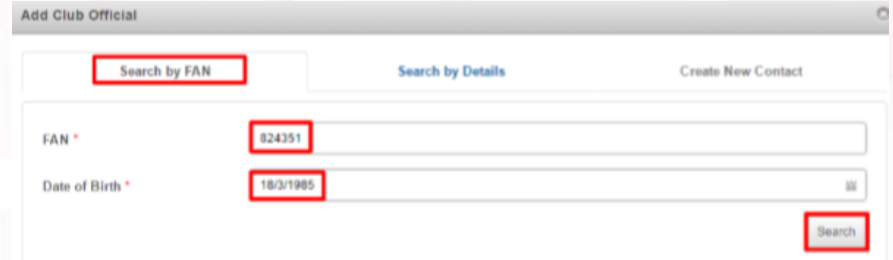


Key Officials

Name	FAN	Role	Email	Phone	Start
Stuart Munson	110128	Chairman	DC04F7my@thefa.co.uk	0844 980 8001	08/07/2016
Maria Anand	59401381	Secretary	BCEC4Bsell.cam@thefa.co.uk	-	08/07/2016
Erin Dominguez	56485223	Treasurer	19C8ED@thefa.co.uk	0844 980 8001	08/07/2016

Showing 1 to 3 of 3 entries

- Select "Club Officials" tab down the left hand side and click "Add Official"
- Search by FAN or if unknown, select Search by Details.



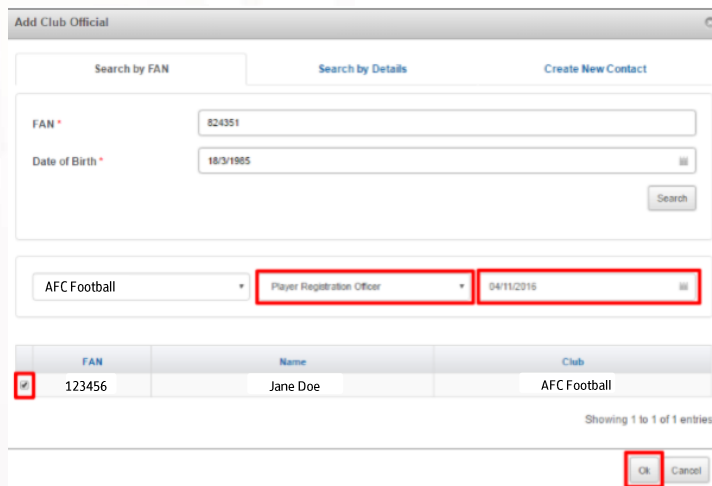
Add Club Official

Search by FAN Search by Details Create New Contact

FAN * 824351

Date of Birth * 18/3/1985

Search



Add Club Official

Search by FAN Search by Details Create New Contact

FAN * 824351

Date of Birth * 18/3/1985

Search

AFCFootball Player Registration Officer 04/11/2016

FAN	Name	Club
123456	Jane Doe	AFCFootball

Showing 1 to 1 of 1 entries

OK Cancel

- Select "Player Registration Officer" and today's date.
- Click the correct person, then "OK"
- This person will now be able to register players by logging in with their FAN.

1. Search for a Player

1. In the Player Registration Tab, ensure the player is not already listed under your club.

2. Search their name in the search bar, do not press enter or “Search for player”

The screenshot displays the 'WHOLE GAME' Player Registration interface. The top navigation bar includes the FA logo, the title 'WHOLE GAME', and the user name 'SAMANTHA READ | LOGOUT'. Below the navigation bar, there are three tabs: 'All Home', 'League Secretary Capital Girls League', and 'League Secretary Middlesex FA U23 League'. The main content area is titled 'PLAYER REGISTRATION' and features a 'Season' dropdown menu set to '2019 - 2020'. Below the season dropdown, there are three options: 'Players' (173), 'Transfers' (0), and 'Transfer Decision' (0). A search bar is present with the placeholder text 'Filter by name, FAN' and a 'Search for Player' button. At the bottom, there are several filter dropdowns: 'Division', 'Club', 'County Registration', 'Pending', 'Age', and 'Teams', along with an 'Export players' button and a 'clear filters' link.

3. As a check, please ensure you click “Clear Filters”

4. If the player is not listed, you will need to add them to your club.

1. To add to your team, select "Search for Player".

Search for Player

Add Players

This page may be used for search for new players to be added to your club for registrations or transfers. You should only search for players who have given you their permission to add them to your club.

Full Name / FAN

Date of Birth

Postcode

Search

2. Search their Name and DOB if known. You do not need to know Post Code.
Avoid duplication, any queries contact your County FA.

Add Players

Find players to register and transfer

FULL NAME / FAN

Danny Williams

DATE OF BIRTH

11/03/1966

POSTCODE

HA9 0WS

Search



Danny Williams (50)

Current Clubs:

Previous Clubs:

Add Player

3. If your search for a player results in more than one FAN being returned as a possible match, a popup will appear informing you that more than one match has been found.

This may be due to there being more than one person on the system with the same details, or may be because the individual concerned has more than one FAN record. If this occurs, please contact your County FA.

Can't find the player you are looking for? [Create new player](#)

4. If you can't find the player and you are sure they are not already on the system, click "Create new player" and fill in all the relevant details.

Players - 11

Filter by name, FAN

Team League County Registration League Registration Gender Age Group Consent Status clear filters

Danny Thomas (29)

#60143990

Consent: Not Requested

County: Not Requested

County: Kent FA

5. Once the player has been created, the player will be added to your list of Players. Note that it may take a few minutes/hours for their FAN to be generated, so if a player initially is shown with a FAN of #0 do not worry, this will be updated.

2. ID Check



TheFA

ENGLAND

FOR GIRLS

COMPETITIONS

GET INVOLVED

WOMEN'S

RULES AND REGULATIONS

ABOUT THE FA



1. Once you get to this screen click the box.

Filter by name, FAN



Team League County Registration League Registration Female Age Group Consent Status clear filters



Jane Doe (9)

#61818488

Consent: Not Requested

County: Offline

County: Middlesex FA

Teams

Team Officials

1 player selected

Download Registration Forms

Submit To League

Request Consent

Confirm Offline Consent

Export Photos

Squad List

Identity Check

Assign To Teams

Detach from Club

2. Click Identity Check




ID Check

Identity Seen

- | | |
|--|---|
| <input type="checkbox"/> Passport | <input type="checkbox"/> Birth Certificate |
| <input type="checkbox"/> Driving Licence | <input type="checkbox"/> Previous Season League ID Card |
| <input type="checkbox"/> Medical Card | <input type="checkbox"/> School ID |

CHECK COMPLETED BY

Select an Official ▼

Date Completed 

Add ID Check

cancel

3. This will appear.

- Click the document that you have seen.
- Who has seen it
- When was it seen

As mentioned this is for verification that you are confirming that person listed and their details are correct and accurate.

Adding Emails



The FA have improved the system on how to add emails for Players and Parents/Guardians (Under 16s). Please click the below video and complete before moving onto the next slide.

The video player displays a tutorial for the 'Email Capture Tool' for U16 & Adult Players. The main content area shows a laptop screen with the 'The FA WHOLE GAME' registration page. The page includes a 'SIGN UP' button and a form with fields for 'First Name', 'Last Name', 'Email', and 'Date of Birth'. A 'FIND MY ADDRESS' button is also visible. To the right of the form, there is a section titled 'About your registration' with a '1' icon and a 'Safe' icon. The video player interface includes a play button, a volume icon, a progress bar showing '0:00 / 5:42', and a YouTube logo. The background of the video is a dark blue field with a soccer ball and a player's leg in a red and white striped sock.

3. Consent

- Online Consent (completely paperless)

Online Consent:

- New improved process designed to be quicker and easier for players to give their consent to play for a club
- No need to log in to WGS to confirm consent
- Reduced Paperwork

Online Consent



 Jane Doe (8)
Consent: Not Requested
County: Offline County: Middlesex FA

Club WGS user selects Player(s) and selects 'Request Consent'

WGS sends an email requesting consent to play to the Player / Parent
"Request Email"

Player / Parent receives personalised email and clicks on link

Pages open in browser

This will appear at the top of the screen.

1 player selected

Download Registration Forms Submit To League **Request Consent**

Confirm Offline Consent Export Photos Squad List Assign To Teams

Detach

WGS checks:
- Player record has an email address on it
- Player is 16 or over

Player/parent will receive an email, they do not need to log into WGS to provide their agreement to play for the Club.

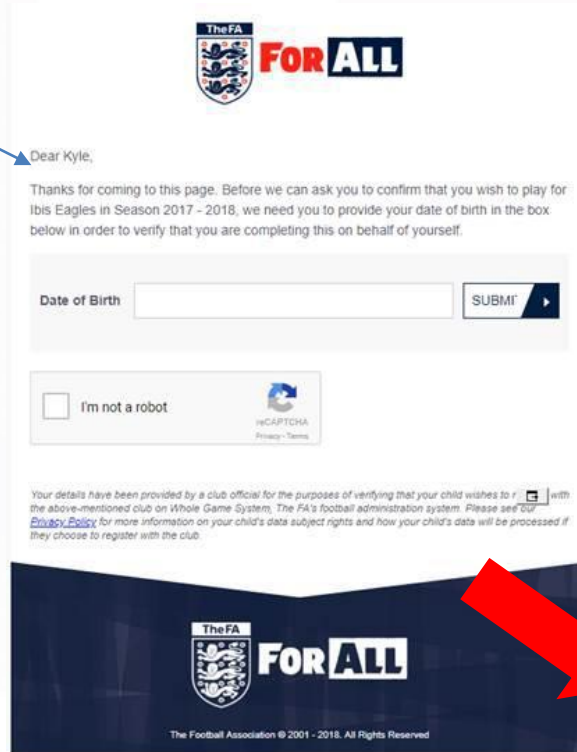
Player / Parent is asked for their own DOB for validation purposes

Player / parent agrees to play or not Play for the Club specified.

Consent status updated in WGS


Player / Parent receives personalised email confirming their choice

"Confirmation Email"



The screenshot shows the top part of a registration form. At the top is the 'The FA FOR ALL' logo. Below it, the text reads 'Dear Kyle,' followed by a paragraph: 'Thanks for coming to this page. Before we can ask you to confirm that you wish to play for Ibis Eagles in Season 2017 - 2018, we need you to provide your date of birth in the box below in order to verify that you are completing this on behalf of yourself.' There is a 'Date of Birth' input field with a 'SUBMIT' button to its right. Below the input field is a CAPTCHA section with the text 'I'm not a robot' and a small robot icon. At the bottom of the screenshot, there is a dark blue banner with the 'The FA FOR ALL' logo and the text 'The Football Association © 2001 - 2018. All Rights Reserved'. A red arrow points from the bottom of this screenshot towards the second screenshot.

1. Please enter DOB as DD/MM/YYYY, do not use the Calendar function.




The screenshot shows the bottom part of the registration form. At the top is the 'The FA FOR ALL' logo. Below it, the text reads 'Dear Kyle,' followed by a paragraph: 'Thanks for confirming the date of birth. Please confirm whether you wish to play for Ibis Eagles for season 2017 - 2018? If you agree here, there is no need for you to sign a paper registration form for your league.' There are two radio button options: 'I agree to play and be registered for Ibis Eagles' (which is selected) and 'I do not agree to play and be registered for Ibis Eagles.' Below the options is a grey box containing the text: 'I understand that by agreeing to play for this club, my contact details and football history will be passed to the club, and will also be passed to any league with which I am registered, as well as to the relevant County Football Associations and the Football Association'. At the bottom right is a 'SUBMIT' button. At the bottom of the screenshot, there is a dark blue banner with the 'The FA FOR ALL' logo and the text 'The Football Association © 2001 - 2018. All Rights Reserved'.

4. Assign to Teams



1. Click this box here

- Club Officials
- Teams
- Team Officials



Jane Doe (8)

#61818488

Consent: Not Requested

County: Offline

County: Middlesex FA

Filter by name, FAN

Team League County Registration League Registration Female Age Group Consent Status clear filters


2. This ribbon will appear.

- Download Registration Forms
- Submit To League
- Request Consent
- Confirm Offline Consent
- Export Photos
- Squad List
- Assign To Teams
- Detach

TheFA

ENGLAND FOR GIRLS COMPETITIONS GET INVOLVED WOMEN'S RULES AND REGULATIONS ABOUT THE FA

- Data Cleansing
- Club Officials
- Teams
- Team Officials
- Grounds



Jane Doe (8)

#61818488

Consent: Not Requested

County: Offline

County: Middlesex FA






Filter by name, FAN

Team League County Registration League Registration Female Age Group Consent Status clear filters

3. Click "Assign to Teams"

Assign To Teams

Jane Doe (123456) can play for age ranges U8, U9 and female, mixed teams. These are the teams that player can be added to.

-  Ickenham Youth F.C. U8 Lions (U8)
-  Ickenham Youth F.C. U8 Panthers (U8)
-  Ickenham Youth F.C. U8 Tigers (U8)
-  Ickenham Youth F.C. U9 Avengers (U9)
-  Ickenham Youth F.C. u9 Girls (U9)

1 2 Next

cancel

Add Players to Selected Teams

4. It will only show the teams in the player is eligible to play for.

5. Select the correct team.

6. Now click here.

3 players selected

Download Registration Forms

Submit To League

Request Consent

Confirm Offline Consent

Export Photos

Squad List


Assign To Teams

Detach


Players - 7

Filter by name, FAN

Team League County Registration League Registration Female Age Group Consent Status [clear filters](#)

 Jane Doe (8)
Consent: Not Requested
County: Offline County: Middlesex FA

 Ann Example (8)
Consent: Not Requested
County: Offline County: Middlesex FA

 Sandy Beach (7)
Consent: Not Requested
County: Offline County: Middlesex FA

TIP: You can select more than one player at a time for “Consent” and “Assign to teams” (It may save time.)

Data Cleansing

Club Officials

Teams

Team Officials

Grounds

Club Players

6. Submit to League



- Dashboard
- Details
- Affiliation 2017 - 2018

Contact Details



[edit details](#)

Jane Doe (8)
19/9/2009
Female
Nationality
Country of birth
English Qualified player: No

Before you submit to league, please check the following.

- Player Registration

ID Checks

No Identity checks found.

The ID Check should be here:
e.g.
20 Oct 2017 – Passport seen by “Secretary”

- Data Cleansing

Parent Guardians

No Parent Guardians found.

[Add Parent/Guardian](#)

- Club Officials

- Teams

My Teams

The Team should be listed here:
e.g.
Ickenham Youth FC U9 Girls

- Team Officials

- Grounds

Discipline Cases

Filter by case name, team, match...

2017 - 2018

- Club Players

No discipline cases

Once each player has been:

- ID Checked
- Given Consent
- Assigned to a Team

Click this box next to **each** player.

Team	League	County Registration	League Registration	Female	Age Group	Consent Status	clear filters
<input type="checkbox"/>		Jane Doe (8)	#61818488	Consent: Not Requested	County: Offline	County: Middlesex FA	
<input type="checkbox"/>		Ann Example (8)	#57325214	Consent: Not Requested	County: Offline	County: Middlesex FA Denham United Ladies Youth	
<input type="checkbox"/>		Sandy Beach (7)	#61818615	Consent: Not Requested	County: Offline	County: Middlesex FA	

3 players selected

Click "Submit to League"

Jane Doe (8) "FAN"

County: Offline County: Middlesex FA

League: Registered / Consent: Offline "club"

This should say Pending and be Orange colour, it will turn Green once the League has approved it.